



District Report Card: 2017


State: Telangana	District: Warangal Urban
Class: 5	Subject: Language
Schools: 59	Students: 1084


Participation/Coverage


Students

GENDER 	Boys		Girls	
	Number	%	Number	%
	527	48.62	557	51.38

AREA 	Rural		Urban	
	Number	%	Number	%
	210	19.37	874	80.63

CATEGORY 	SC		ST		OBC		GEN	
	Number	%	Number	%	Number	%	Number	%
	308	28.41	111	10.24	626	57.75	39	3.60

CWSN 	LD	VI	HI	S&LD	ID	Oth
	6	1	0	3	2	1

Management 	Government		Government-aided	
	Number	%	Number	%
	965	89.02	119	10.98

Average Performance of Students in Language (%)

Overall	Gender		Area		Management		Social Group			
	Male	Female	Rural	Urban	Govt.	Aided	SC	ST	OBC	GEN
58.63	59.54	57.77	55.05	59.50	58.78	57.48	56.80	56.22	59.76	62.05

Performance on Learning Outcomes (LOs)

Learning Outcomes	Description	Average Performance(%)
L504	Reads and comprehends independently storybooks, news items/ headlines, advertisements etc.	59.70
L508	Reads text with comprehension, locates details and sequence of events	58.10

Range of Performance of Students who Answered Correctly							
Below 30%		30% - 50%		50% - 75%		Above 75%	
Number	%	Number	%	Number	%	Number	%
96	8.86	276	25.46	480	44.28	232	21.40

Lowest Performing Learning Outcomes (LOs)

- 1 - Reads text with comprehension, locates details and sequence of events (58.10)
- 2 - Reads and comprehends independently storybooks, news items/ headlines, advertisements etc. (59.70)